SETOR JACARAÍPE

N2392b/N2392c

01 C F*F* JE BB 22° DN150

N5414

01 K F*F* JE DN150

N2535

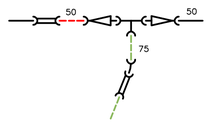

01 T PVC JE BBB DN75
01 LCR PVC JE DN50
01 LCR PVC JE DN75
01 C PVC JE PB 22° DN75
02 RD PVC JE PB DN75x50

N2371

01 RD PVC JE BB DN100x50

N2410/N4580/N2447/N1845

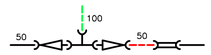

01 T PVC JE BBB DN100
01 LCR PVC JE DN50
02 RD PVC JE PB D100x50

N2524 a N4600

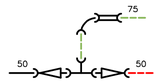

01 T PVC JE BBB DN75
01 LCR PVC JE DN75
01 C PVC JE PB 90° DN75
02 RD PVC JE PB DN75x50

N2531

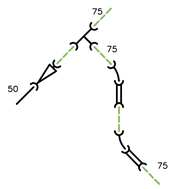

01 T PVC JE BBB DN75
02 LCR PVC JE DN75
02 C PVC JE PB 45° DN75
01 RD PVC JE BB DN75x50

N4604

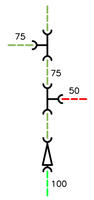

01 T PVC JE BBB DN75
01 T PVC JE BBB DN75X50
01 RD PVC JE BB DN100x75

N4603

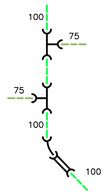

02 T PVC JE BBB DN100x75
01 LCR PVC JE DN100
01 C PVC JE PB 45° DN100

N4602

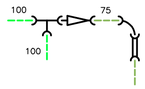

01 T PVC JE BBB DN100
01 LCR PVC JE DN75
01 C PVC JE PB 90° DN75
01 RD PVC JE PB DN100x75

N4601

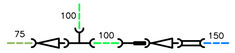

01 T PVC JE BBB DN100
01 LCR DEF*F* JE DN150
01 RD PVC JE PB DN100x75
01 RD F*F* JE PB DN150x100
01 AD PVC JExF*F* BP DN100x100

N4606

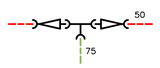

01 T PVC JE BBB DN75
02 RD PVC JE PB DN75x50

N4605

01 T PVC JE BBB DN75

N4590

01 T PVC JE BBB DN100x50

N2435/N2432/N2381

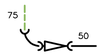

01 C PVC JE PB 90° DN75
01 RD PVC JE BB DN75x50

N4599 a N2407 a N2469

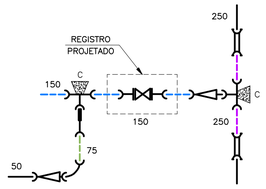

01 T F*F* JE BBB DN150x80
01 T F*F* JE BBB DN250
02 LCR F*F* JM DN250
01 C PVC JE PB 90° DN75
01 RD PVC JE BB DN75x50
01 RD F*F* JE PB DN250x150
01 AD PVC JExF*F* BP DN75x80
02 E F*F* JE FB DN150
01 REG. F*F* C/ CUNHA DE BORRACHA DN150

N2408

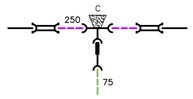

01 T F*F* JE BBB DN250x80
02 LCR F*F* JM DN250
01 AD PVC JExF*F* BP DN75x80

N4587 a N4588

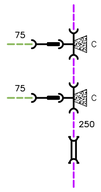

02 T F*F* JE BBB DN250x80
01 LCR F*F* JM DN250
02 AD PVC JExF*F* BP DN75x80

N4589/N4582

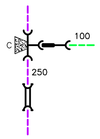

01 T F*F* JE BBB DN250x100
01 LCR F*F* JM DN250
01 AD PVC JExF*F* BP DN100x100

N4576

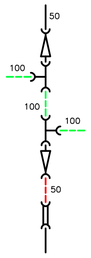

02 T PVC JE BBB DN100
01 LCR PVC JE DN50
02 RD PVC JE PB D100x50

N4577

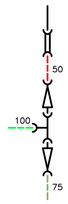

01 T PVC JE BBB DN100
01 LCR PVC JE DN50
01 RD PVC JE PB D100x50
01 RD PVC JE PB D100x75

N2442

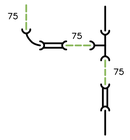

01 T PVC JE BBB DN75
02 LCR PVC JE DN75
01 C PVC JE PB 90° DN75

DISTRITO DE MEDIÇÃO E CONTROLE 1.5

→

N5132 a N5133 a N5447

VER DESENHO CESAN
N° A-035-002-80-5-XX-0051

LEGENDA

- REDE PROJETADA
- REDE EM SUBSTITUIÇÃO
- REDE DO EMPREENDEDOR

DN 50 mm
DN 75 mm
DN 100 mm
DN 150 mm
DN ≥ 200 mm

- REDE EXISTENTE
- REDE A SER DESATIVADA
- CAIXA PARA PROTEÇÃO/MANUTENÇÃO
- BLOCOS DE ANCORAGEM

NOTAS

1. PRESSÃO DE SERVIÇO PARA DIMENSIONAMENTO DOS BLOCOS DE ANCORAGEM: A=30mca, B=50mca, C=70mca, D=90mca, E=100mca.

ESTE DESENHO É PROPRIEDADE DA COMPANHIA ESPÍRITO SANTENSE DE SANEAMENTO – CESAN E NÃO PODE SER COPIADO SEM SUA AUTORIZAÇÃO.

NÚMEROS	TÍTULOS
PRINCIPAIS DESENHOS DE REFERÊNCIA	

Nº	LOCAL	DISCRIMINAÇÃO	DES.	DIV.	GER.	DATA
01	GANEM	REVISÃO GERAL	TATIANA	–	–	AGO/14
00	GANEM	EMISSÃO INICIAL	JAQUIELE	–	–	JAN/12

REVISÃO

CANCELA E SUBSTITUI O DESENHO NÚMERO:

CANCELADO E SUBSTITUÍDO PELO DESENHO NÚMERO:

CENTRO DE DOCUMENTAÇÃO
RECEBIDO: __/__/__
Nº DOC.: _____ ASS.: _____
APROVAÇÃO CESAN:
ASS.: _____ MATR.: _____
UNID.: _____ DATA: __/__/__
ESTA APROVAÇÃO NÃO ISENTA A CONTRATADA DE SUAS RESPONSABILIDADES LEGAIS.

EMITENTE: GANEM Engenharia Ltda
PROJETADO: GLAUCIA DE LAIA NASCIMENTO
COORDENADOR: ANA CLÁUDIA JACOB
CREA: 019556/D REGIÃO: ES
CREA: 6668/D REGIÃO: ES
DESENHO: JAQUIELE
Nº DES. PROJETISTA:
DATA: JAN/12
RESPONSÁVEL TÉCNICO: JULIO CESAR ALI GANEM
CREA: 24918/D REGIÃO: MG ART Nº: _____ DATA: _____

EMISSÃO CESAN	DATAS
PROJETADO:	
CREA:	
DESENHADO:	
VERIFICADO:	
DIVISÃO: 0-DPJ NESTOR ALCIDES GORZA JÚNIOR	
GERÊNCIA: 0-GPO JÚIZE FERRARI V. H. LENTINI	

CESAN

MUNICÍPIO: SERRA | DISTRITO: DIVERSOS | BAIRRO: DIVERSOS

NOME DO EMPREENDIMENTO: SISTEMA DE ABASTECIMENTO DE ÁGUA DA GRANDE VITÓRIA

TÍTULO: ANÁLISE OPERACIONAL DO SISTEMA JACARAÍPE
SETOR JACARAÍPE
REDE DE DISTRIBUIÇÃO DE ÁGUA
DETALHE DE NÓS

ESCALA:	FOLHA:	Nº CESAN	REV:
SEM ESCALA	09/22	C-035-000-80-5-XX-0494	01